

## A FAST ALGORITHM FOR GENERATING NONISOMORPHIC CHORD DIAGRAMS\*

JOE SAWADA†

**Abstract.** Using a new string representation, we develop two algorithms for generating nonisomorphic chord diagrams. Experimental evidence indicates that the latter of the two algorithms runs in constant amortized time. In addition, we use simple counting techniques to derive a formula for the number of nonisomorphic chord diagrams.

**Key words.** chord diagram, generation algorithm, enumeration, necklace

**AMS subject classifications.** 05-04, 05A15, 68R05, 68R15

**PII.** S0895480100377970

**1. Introduction.** Chord diagrams are the fundamental combinatorial objects underlying Vassiliev invariants, which have applications in knot theory [1]. A *chord diagram* is a set of  $2n$  points on an oriented circle (counterclockwise) joined pairwise by  $n$  chords. Figure 1 illustrates a chord diagram with four chords. Two chord diagrams are isomorphic if one can be obtained by some rotation of the other. Special instances of chord diagrams are shown to have application in stamp foldings by Koehler [7]. A related object called a linearized chord diagram is studied by Stoimenow in [12] and braided chord diagrams are discussed by Birman and Trapp in [2].

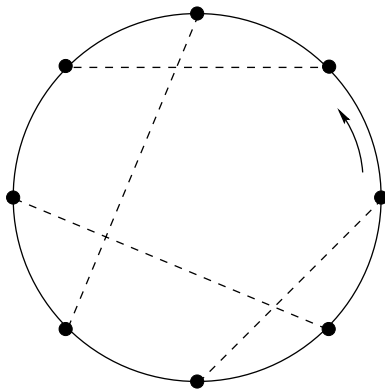


FIG. 1. *Chord diagram with four chords.*

Two fundamental questions when dealing with any combinatorial object are the following:

1. How many instances of the object are there? (i.e., How many nonisomorphic chord diagrams are there with  $n$  chords?)

---

\*Received by the editors September 12, 2000; accepted for publication (in revised form) June 27, 2002; published electronically September 10, 2002. This research was supported by NSERC and in part by Czech grant GAČR 201/99/0242 and ITI under project LN-00A 056.

<http://www.siam.org/journals/sidma/15-4/37797.html>

†Department of Computer Science, University of Toronto, Toronto, ON, Canada (jsawada@cs.toronto.edu).

2. How can we efficiently generate (list) all instances of the object? (i.e., Can we develop a fast algorithm to generate all nonisomorphic chord diagrams with  $n$  chords?)

In response to the first question, three independent papers by Li and Sun [8], Cori and Marcus [4], and Stoimenow [13] have derived enumeration formulas for the number of nonisomorphic chord diagrams. In each of these papers, the exact formula is the main result; however, in each case the derivation of the formula uses relatively complex methods. Cori and Marcus use Burnside’s lemma (stated in section 3) along with liftings of quasidiagrams; Li and Sun introduce a new object called a generalized  $m$ -configuration; Stoimenow uses Burnside’s lemma along with two new objects: linearized chord diagrams and generalized linearized chord diagrams. As a secondary result in this paper, we derive an exact formula for the number of nonisomorphic chord diagrams with  $n$  chords using simple counting techniques.

The second question has not received as much attention as the first, or at least no significant results have been previously recorded. In response to this open problem, we develop two algorithms for generating nonisomorphic chord diagrams using a new string representation. A primary goal in any generation algorithm is for the amount of computation to be proportional to the number of objects generated. Such algorithms are said to be CAT, for constant amortized time. The first algorithm we develop is very simple but does not attain this time bound. The second algorithm requires more explanation; however, experimental evidence gives a strong indication that it is CAT.

In the following section we give some basic number theory definitions, along with a background of a related object called a necklace. In section 3 we derive an exact formula for enumerating nonisomorphic chord diagrams using simple techniques. In section 4 we describe a new string representation for chord diagrams. Then, in section 5, we outline a simple generation algorithm for nonisomorphic chord diagrams. In section 6 we present another generation algorithm, with experimental results indicating that the algorithm is CAT. We conclude with a discussion of future work and open problems in section 7.

**2. Background.** In the next section we derive an exact formula for the number of nonisomorphic chord diagrams with  $n$  chords. In the derivation, we encounter the following number theoretic functions.

The *Euler totient* function on an integer  $n$ , denoted  $\phi(n)$ , is the number of positive integers less than  $n$  that are relatively prime to  $n$ .

The bifactorial of an integer  $n$ , denoted  $n!!$ , is defined by the following:

$$n!! = \begin{cases} \prod_{j=0}^{\lfloor \frac{n-1}{2} \rfloor} n - 2j & \text{if } n > 0, \\ 1 & \text{if } n = 0 \text{ or } n = -1, \\ 0 & \text{if } n \leq -2. \end{cases}$$

Using this notation, it is easy to see that the number of chord diagrams with  $n$  chords is  $(2n - 1)!!$ .

**2.1. Necklaces.** An object closely related to a chord diagram is a necklace. A *necklace* is the lexicographically smallest element of an equivalence class of  $k$ -ary strings under rotation. For example, the set of all binary necklaces of length 4 is  $\{0000, 0001, 0011, 0101, 0111, 1111\}$ . We call an aperiodic necklace a *Lyndon word* and a string that is a prefix of a necklace a *prenecklace*. We will reserve the term *periodic necklace* for a necklace that is not a Lyndon word.

```

procedure GenNecklaces (  $t, p$  : integer );
local  $j$  : integer;
begin
  if  $t > n$  then
    if  $n \bmod p = 0$  then Print()
  else begin
    for  $j \in \{a_{t-p}, \dots, k-2, k-1\}$  do begin
       $a_t := j$ ;
      if  $a_t = a_{t-p}$  then GenNecklaces(  $t+1, p$  );
      else GenNecklaces(  $t+1, t$  );
    end;
  end;
end;

```

FIG. 2. *The recursive necklace generation algorithm.*

Later, when we outline two algorithms for generating nonisomorphic chord diagrams, we follow the methods used in Ruskey's recursive necklace generation algorithm  $\text{GenNecklaces}(t, p)$  shown in Figure 2 [3]. This algorithm has been the basis for generating many other objects with rotational equivalence. In particular, it has been used to develop CAT algorithms to generate bracelets [11], fixed density necklaces [9], and unlabeled necklaces [3]. The general idea of this backtracking algorithm is to generate a length  $t$  prenecklace, stored in the array  $a$ , and then for each valid character append it to the end of the prenecklace to get a length  $t+1$  prenecklace. The parameter  $p$  maintains the length of the longest Lyndon prefix of the string. When the prenecklace is of length  $n$ , a simple test determines whether or not it is a necklace. This algorithm can also generate Lyndon words by changing the condition from  $n \bmod p = 0$  to  $n = p$ . The initial call is  $\text{GenNecklaces}(1, 1)$ , and  $a_0$  is initially set to 0. The function  $\text{Print}()$  prints out the string  $a_1 a_2 \cdots a_n$ . A more detailed explanation and a proof showing the algorithm is CAT is found in [3].

**3. Enumerating nonisomorphic chord diagrams.** One of the most useful tools for enumerating combinatorial objects with equivalence under some group action is Burnside's lemma.

**BURNSIDE'S LEMMA.** *If a group  $G$  acts on a set  $S$  and  $\text{Fix}(g) = \{s \in S \mid g(s) = s\}$ , then the number of equivalence classes is given by*

$$\frac{1}{|G|} \sum_{g \in G} |\text{Fix}(g)|.$$

The set of all chord diagrams with  $n$  chords is partitioned into equivalence classes by the cyclic group  $\mathbb{C}_{2n}$ . Two chord diagrams are isomorphic if one can be obtained by some rotation of the other. If we let  $\sigma$  denote a single rotation by  $(360/2n)$  degrees, then the group elements of  $\mathbb{C}_{2n}$  are  $\sigma^j$  for  $j = 1, 2, \dots, 2n$ . To count the number of nonisomorphic chord diagrams with  $n$  chords, which we denote  $C(n)$ , we apply Burnside's lemma:

$$C(n) = \frac{1}{2n} \sum_{j=1}^{2n} \text{Fix}(\sigma^j).$$

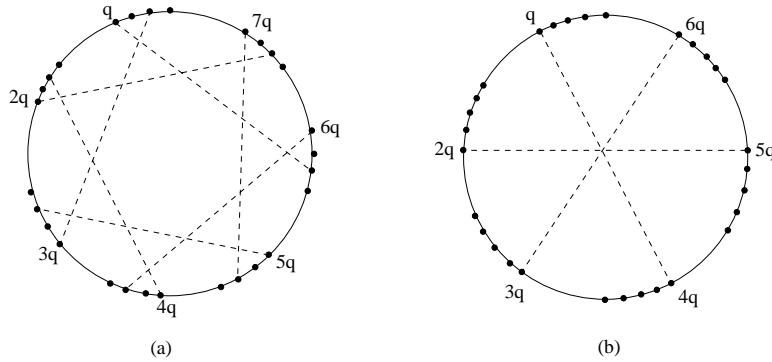


FIG. 3. (a) One of the  $2n - p$  possible lengths for the chords starting at  $q, 2q, \dots, pq$ . (b) For  $p$  even, there is only one choice for the endpoint landing back in the list  $q, 2q, \dots, pq$ .

The number of chord diagrams fixed by  $\sigma^j$  depends only on the order of  $\sigma^j$ . In other words, if two group elements  $\sigma^j$  and  $\sigma^k$  have the same order, then the set of chord diagrams fixed by each group element will be the same. The number of elements of  $\mathbb{C}_{2n}$  with order  $p$  (where  $p|2n$ ) is  $\phi(p)$ . Thus, if we let  $T(2n, p)$  denote the number of chord diagrams with  $n$  chords fixed by a group element of order  $p$  (namely  $\sigma^q$ ), then

$$C(n) = \frac{1}{2n} \sum_{pq=2n} \phi(p)T(2n, p).$$

We now derive a formula for  $T(2n, p)$  by deriving recurrence equations for two cases:  $p$  odd and  $p$  even. We start by labeling the endpoints on a chord diagram from 1 to  $2n$  in counterclockwise order around the circle. For each endpoint  $i$  we consider the chord that touches  $i$  to start at  $i$  and end at its other endpoint  $j$ . With this labeling, we define the *length* of a chord starting from  $i$  and ending at  $j$  to be  $(j - i) \bmod 2n$ . We now consider the chords starting at  $q, 2q, \dots, pq$ , where  $pq = 2n$ . If a chord diagram is fixed by  $\sigma^q$ , then the length of the chords starting at these positions must be the same. If  $p$  is odd, then there are  $2n - p$  possible lengths for the chords, since it is impossible for two endpoints in the list  $q, 2q, \dots, pq$  to be joined together (see Figure 3(a)). If we now ignore these chords and their  $2p$  endpoints, we are reduced to the problem of counting  $T(2n - 2p, p)$ . Thus, if  $p$  is odd,

$$T(2n, p) = (2n - p)T(2n - 2p, p).$$

In the base case,  $T(0, p) = 1$ . If  $p$  is even, then there is also one way for the chords to have both endpoints in the set  $q, 2q, \dots, pq$ . This case arises when there are  $p/2$  chords of length  $n$  which means that there are only  $p$  endpoints to ignore (see Figure 3(b)). Therefore, if  $p$  is even,

$$T(2n, p) = (2n - p)T(2n - 2p, p) + T(2n - p, p).$$

In the base cases,  $T(p, p) = T(0, p) = 1$ .

Solving the two recurrence equations yields the following exact formula:

$$T(2n, p) = \begin{cases} p^{\frac{p}{2}}(q - 1)!! & \text{if } p \text{ odd,} \\ \sum_{j=0}^{\lfloor \frac{p}{2} \rfloor} p^j \binom{q}{2j} (2j - 1)!! & \text{if } p \text{ even.} \end{cases}$$

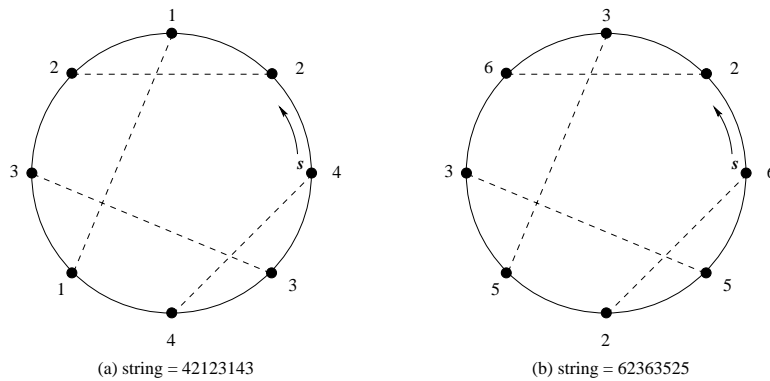


FIG. 4. *Two string representations: (a) label chords then endpoints; (b) label endpoints by chord length.*

The solution for odd  $p$  is easily obtained by substituting into the recurrence. Proof by induction on  $q$  will verify the solution when  $p$  is even.

**4. Representing chord diagrams.** There are numerous ways to represent chord diagrams. Several objects equivalent to our definition of chord diagrams have been studied by other authors, including polygons where the sides are identified pairwise [14, 15] and one-vertex maps [6]. In this section we develop a new string representation.

Before we describe this new string representation for chord diagrams, we outline a very natural one. First, assign each chord a unique value from 1 to  $n$  and then label the endpoints with the value of their incident chord. If we arbitrarily pick a starting point  $s$ , then we obtain a string representation by recording the endpoint values starting at  $s$  and moving counterclockwise (by convention) around the circle. In this manner, any string with length  $2n$  containing exactly two occurrences of the values 1 through  $n$  can be used to represent a chord diagram. An example of this string representation is shown in Figure 4(a). Such string representations have equivalence under string rotation and permutation of the alphabet symbols 1 through  $n$ . Thus, there may be up to  $2n(n!)$  strings in each equivalence class. The lexicographically smallest strings in each equivalence class are more commonly known as *unlabeled necklaces* (where the number of each alphabet symbol is 2). Currently, there exists an efficient algorithm for generating binary unlabeled necklaces [3]; however, no efficient algorithm exists for strings on an arbitrarily sized alphabet. There also exists an efficient algorithm to generate necklaces where the number of 0's is fixed [9], but there is currently no efficient algorithm to generate necklaces if the number of each alphabet symbol is fixed.

Because no efficient generation algorithm currently exists using this natural string representation, we consider a new approach. This time we label each endpoint with its associated length (see section 3). Note that the lengths are independent of the starting point  $s$ ; however, there is a dependency between each pair of endpoints joined by a chord—their values must sum to  $2n$ . If we again traverse counterclockwise around the circle starting at  $s$ , recording the endpoint values, we obtain a new string representation. In this new string representation, we no longer have equivalence under permutation of the alphabet symbols, and the number of each alphabet symbol is no longer fixed; however, the size of the alphabet has increased from  $n$  to  $2n - 1$ . An

example of this string representation is given in Figure 4(b).

In each of the following two sections, we present an algorithm for generating nonisomorphic chord diagrams. Both algorithms use the new string representation outlined in this section; however, each algorithm defines a different representative for each equivalence class.

**5. A simple algorithm.** In this section we develop a simple algorithm to list all nonisomorphic chord diagrams with  $n$  chords. To represent the chord diagrams, we use the new string representation described in the previous section. Using the lexicographically smallest string as the representative of each equivalence class, we arrive at a problem equivalent to generating length  $2n$  necklaces on an alphabet of size  $2n - 1$ , with the added restriction that each necklace corresponds to a valid chord diagram.

Recall that when generating necklaces, we build up a prenecklace one character at a time. Applying this to chord diagrams, we instead add one chord or two characters at a time. Thus, if we are adding the value  $j$  to the  $t$ th position of the string, then we must also add the value  $2n - j$  to the  $(t + j)$ th position. Of course, we must observe the condition that  $t + j \leq 2n$ . In addition, we must make sure that we do not overwrite values already assigned to positions  $t$  and  $t + j$  in the prenecklace. If we have already assigned a value to the  $t$ th position (i.e., if  $a_t \neq 0$ ), then we continue generation with position  $t + 1$  only if the string  $a_1 \dots a_t$  is a valid prenecklace (i.e.,  $a_t \geq a_{t-p}$ ). If  $a_t < a_{t-p}$ , then any chord diagram with prefix  $a_1 a_2 \dots a_t$  will not be lexicographically minimal under rotation [3]. By adding these simple modifications to  $\text{GenNecklaces}(t, p)$ , we ensure that each necklace generated corresponds to a valid chord diagram. The resulting algorithm for generating nonisomorphic chord diagrams in lexicographic order,  $\text{SimpleChords}(t, p)$ , is shown in Figure 5. The initial call is  $\text{SimpleChords}(1, 1)$ , and  $a_0$  is initially set to 1. The function  $\text{Print}()$  prints out the string  $a_1 a_2 \dots a_{2n}$ . Aperiodic chord diagrams can be generated by replacing the test  $2n \bmod p = 0$  with  $2n = p$ , as was the case with necklaces.

Recall that our goal is to develop a generation algorithm which runs in constant amortized time. The goal does not look promising with this algorithm since the depth of the computation tree is  $2n$  when we require only the assignment of  $n$  chords per diagram. To verify this conjecture we gather some experimental evidence. To calculate the amount of computation we sum the number of recursive calls plus the number of iterations of the **for** loop that did not produce a recursive call. The resulting ratio of this computation compared to the number of chord diagrams generated is given in Table 1 for  $n \leq 11$ . Notice that the ratios are steadily increasing as the number of chords increases. This is a strong indication that the algorithm is *not* CAT. For this reason, we attempt no mathematical analysis and focus on developing a faster algorithm.

**6. A fast algorithm.** In this section we develop an experimentally CAT algorithm for generating nonisomorphic chord diagrams. In this algorithm we use the same string representation for chord diagrams as in the previous algorithm, but this time we use a different representative for each equivalence class.

Let  $\alpha = a_0 a_1 a_2 \dots a_{2n-1}$  represent a chord diagram with  $n$  chords. Let  $pos_i$  be the increasing sequence (possibly empty) composed of the positions (indexes) for all occurrences of the value  $i$  in  $\alpha$ . Now consider the string  $\beta = pos_1 pos_2 pos_3 \dots pos_{2n-1}$ . Using this construction, each string  $\alpha$  yields a unique string  $\beta$ . We define the canonical form, or representative, of each equivalence class to be the string  $\alpha$  with the lexico-

```

procedure SimpleChords (  $t, p$  : integer );
local  $j$  : integer;
begin
  if  $t > 2n$  then
    if  $2n \bmod p = 0$  then Print()
  else begin
    if  $a_t = 0$  and  $t + a_{t-p} \leq 2n$  then begin
      for  $j \in \{a_{t-p}, \dots, 2n - t\}$  do begin
        if  $a_{t+j} = 0$  then begin
           $a_t := j$ ;  $a_{t+j} := 2n - j$ ;
          if  $a_t = a_{t-p}$  then SimpleChords(  $t + 1, p$  );
          else SimpleChords(  $t + 1, t$  );
           $a_{t+j} := 0$ ;
        end;
      end;
       $a_t := 0$ ;
    end;
    else if  $a_t = a_{t-p}$  then SimpleChords(  $t + 1, p$  );
    else if  $a_t > a_{t-p}$  then SimpleChords(  $t + 1, t$  );
  end;
end;

```

FIG. 5. A simple algorithm for generating nonisomorphic chord diagrams with  $n$  chords.

TABLE 1  
Experimental results for *SimpleChords*( $t, p$ ).

Number of chords $n$	Nonisomorphic chord diagrams	Ratio of work done to chord diagrams generated
1	1	1.0
2	2	3.0
3	5	8.0
4	18	11.8
5	105	14.3
6	902	15.7
7	9749	16.9
8	127072	17.9
9	1915951	18.8
10	32743182	19.8
11	624999093	20.7

graphically smallest string  $\beta$ . For example, in Table 2 we show the equivalence class of strings representing the chord diagram in Figure 4(b) along with their corresponding  $\beta$  strings.

Before we develop a generation algorithm using these representatives, we first outline a linear time verification algorithm for determining whether or not the string  $\alpha$  (representing a chord diagram) is in canonical form.

**6.1. A verification algorithm.** A naïve method for determining if a chord diagram  $\alpha$  is in canonical form is to compare its  $\beta$  string with the  $\beta$  string of all other strings in its equivalence class. Such an algorithm would take worst case time  $O(n^2)$ . We present an algorithm that runs in linear time.

By the definition of the canonical form, we see that the positions of the minimum

TABLE 2  
 The canonical form for this equivalence class is 25623635.

$\alpha$	$\beta$
62363525	16245703
23635256	05134627
36352562	47023516
63525623	36172405
35256236	25061347
52562363	14570236
25623635	03461725
56236352	27350614

value in the string  $\alpha = a_0a_1 \cdots a_{2n-1}$  are the most critical. If  $v^*$  is the minimum value, then we consider the string  $pos_{v^*} = p_1p_2 \cdots p_t$ , where there are  $t$  occurrences of the value  $v^*$  in  $\alpha$ . In order for  $\alpha$  to be in canonical form then  $p_1$  must equal 0 or, equivalently,  $a_0 = v^*$ . If  $p_1$  had any other value, then there would exist a rotation of  $\alpha$  such that  $p_1 = 0$ . This would yield a smaller  $pos_{v^*}$  string, and thus a smaller  $\beta$  string. Now consider the modified string  $pos'_{v^*} = q_1q_2 \cdots q_t$ , where  $q_i = p_{i+1} - p_i$  for  $i = 1, 2, \dots, t - 1$  and  $q_t = 2n - p_t$ . If the string  $pos'_{v^*}$  is a necklace, then it is easy to verify that the original string  $pos_{v^*}$  will be the lexicographically smallest string when compared to the corresponding  $pos_{v^*}$  strings from other strings in  $\alpha$ 's equivalence class. Furthermore, if  $pos'_{v^*}$  is a Lyndon word, then  $\alpha$  will be the unique string in its equivalence class to yield the string  $pos_{v^*}$ , and thus it is in canonical form. If  $pos'_{v^*}$  is not a necklace, then we can find a rotation of the string  $\alpha$  such that a smaller string  $pos_{v^*}$  can be obtained, implying that  $\alpha$  is *not* in canonical form. As an example to the above strategy, consider the string  $\alpha = 363959463789$ . Since the minimum value is 3, we consider  $pos_3 = 028$  and  $pos'_3 = 264$ . Because  $pos'_3$  is a Lyndon word,  $\alpha$  is in canonical form.

Using this strategy, we can determine whether or not a string  $\alpha$  is in canonical form unless the string  $pos'_{v^*}$  is a periodic necklace. If  $pos'_{v^*}$  has length  $t$  and period  $p$ , assign  $p' = 2n(\frac{p}{t})$ ; then the rotations of the string  $\alpha$  starting at positions  $p', 2p', \dots, 2n - p'$  will all yield the same string  $pos_{v^*}$ . In this case, we must continue examining  $\alpha$ 's corresponding  $\beta$  string. We update the value  $v$  to the next smallest value found in  $\alpha$  and focus on the new string  $pos_v$ . Observe that we can no longer employ the same strategy as before, since the starting points for the other rotations of  $\alpha$  that may be the canonical form have been restricted. Of these remaining strings, for  $\alpha$  to be in canonical form, it must have the lexicographically smallest string  $pos_v$ . To determine this efficiently, we modify the string  $pos_v$  in the following manner. First, the values  $p', 2p', \dots, 2n - p', 2n$  are inserted into  $pos_v$  so the string is still in sorted order. Then each value  $j$  is replaced with  $j \bmod p'$ . Finally, we replace all 0's, which were originally the values  $p', 2p', \dots, 2n$ , with  $p'$ . We denote this modified string by  $pos'_v$ . Notice that such a construction implies that the string  $pos'_v$  for  $\sigma^j(\alpha)$ , where  $j$  is  $p', 2p', \dots, 2n - p'$ , is a rotation of the string  $pos'_v$  for  $\alpha$ . Thus, as before, if the resulting string  $pos'_v$  is a Lyndon word, then  $\alpha$  is in canonical form. If  $pos'_v$  is a periodic necklace with period  $p$  and length  $t$ , then we repeat this procedure with the next largest  $v$ , updating  $p'$  to  $2n(\frac{p}{t})$ . If  $pos'_v$  is not a necklace, then  $\alpha$  is not in canonical form. Due to the dependencies on the string  $\alpha$ , if  $v$  ever exceeds  $n$ , then the chord diagram is in canonical form and has period equal to the last updated value for  $p'$ .

To get a better understanding of this verification algorithm, we go through two examples.



*Example 1.* Consider a chord diagram represented by  $\alpha = 1925819258$ . We want to determine if  $\alpha$  is in canonical form. First we consider  $pos_1 = 05$  and  $pos'_1 = 55$ . Since  $pos'_1$  is a periodic necklace we must consider  $pos_2 = 27$ , with  $p' = 5$ . To modify  $pos_2$ , we insert the value 5 and 10 to get the string 2 5 7 10. Next, we replace each value  $j$  with  $j \bmod 5$  to get 2020. Finally, we replace the 0's with 5 to get the new string  $pos'_2 = 2525$ . Since this is a periodic necklace, we must repeat this procedure for the string  $pos_5$  updating  $p' = 5$ . We now consider  $pos_5 = 38$  and perform the modifications to get  $pos'_5 = 3535$ . Again we have a periodic necklace and update  $p' = 5$ . Since the next value exceeds  $n$ , we conclude that  $\alpha$  is in canonical form (with period 5).  $\square$

*Example 2.* Consider the string  $\alpha = 3\ 6\ 10\ 13\ 11\ 4\ 7\ 10\ 3\ 12\ 4\ 13\ 6\ 9\ 12\ 5$  representing a chord diagram with eight chords. To determine if it is in canonical form we first consider  $pos_3 = 08$  with  $pos'_3 = 88$ . Since the latter string is a periodic necklace we must consider  $pos_4 = 5\ 10$  with  $pos'_4 = 5828$ . Now since 5828 is not a necklace, the string  $\alpha$  is *not* in canonical form.  $\square$

In the worst case, this verification algorithm must analyze each string  $pos'_v$  for  $v = 1, 2, \dots, n$ . Using Duval's algorithm for factoring a string into Lyndon words [5], we can determine if  $pos'_v$  is a necklace or a Lyndon word in linear time. Therefore, an upper bound for the running time of the algorithm is proportional to  $\sum_{v=1}^n |pos'_v|$ . Observe that length of each string  $pos'_v$  is at most  $|pos_v| + |pos_{v-1}|$ . Thus, since  $\sum_{v=1}^n |pos_v| \leq 2n$ , the verification algorithm runs in time  $O(n)$ .

**6.2. The generation algorithm.** In this subsection we describe a fast algorithm for generating chord diagrams. The method behind the generation algorithm follows directly from the verification algorithm described in the previous subsection.

Following the verification algorithm, the placement of the minimum value  $v^*$  is the most important. Specifically, the value  $v^*$  must occur in the position  $a_0$ , and the string  $pos'_{v^*}$  must be a necklace. Thus, the first step in the generation algorithm is to generate all strings  $pos_{v^*}$  (the placing of the values  $v^*$  in  $\alpha$ ) so that the corresponding string  $pos'_{v^*}$  is a necklace. For each string  $pos'_{v^*}$  that is a Lyndon word, it does not matter how the rest of the string  $\alpha$  is filled as long as each position has value at least  $v^* + 1$ . Of course, each value added to a string represents an endpoint of a chord whose other endpoint must be added simultaneously, so that whenever the value  $v$  is added to position  $s$  the value  $2n - v$  must be added to position  $(s + v) \bmod 2n$ . If the string  $pos'_{v^*}$  is a periodic necklace, then we repeat the process by attempting to place the next largest value  $v$  in such a way that  $pos'_v$  is a necklace. The result of this approach is the generation of all strings  $\alpha$  which represent unique chord diagrams.

This algorithm is naturally divided into three separate recursive routines: the first routine  $\text{Gen}(t, p, s, v^*, \text{last}, B)$  generates the necklaces  $pos'_{v^*}$ ; the second routine  $\text{Gen2}(t, p, s, v, p', \text{part})$  generates the necklaces  $pos'_v$  for all  $v > v^*$ ; and the third routine  $\text{GenRest}(s, e, v)$  fills the remaining positions with values that are at least  $v$ . The routine  $\text{FastChords}()$  drives these routines to generate all nonisomorphic chord diagrams with  $n$  chords.

Within the algorithm a global linked list is used to keep track of the available positions of  $\alpha$ , in increasing order. The variable  $\text{head}$  is the value of the first available position, and the value  $2n$  represents the end of the list. If  $s$  is an available position in the list, then  $s.\text{next}$  will give the value of the next available position in the list. If the list is implemented using an array with next and previous pointers, then the functions  $\text{Add}(s)$ ,  $\text{Remove}(s)$ , and  $\text{Avail}(s)$  can be implemented in constant time. The boolean function  $\text{Avail}(s)$  returns TRUE if  $s$  is in the list of available positions and FALSE

```

procedure FastChords ();
local  $i, v^*$  : integer;
begin
  InitList();
  for  $v^* \in \{1, 2, \dots, n - 1\}$  do  $pos_{v^*,0} := 0$ ;
  for  $v^* \in \{1, 2, \dots, n - 1\}$  do begin
     $a_0 := v^*$ ;  $a_{v^*} := 2n - v^*$ ;
    Remove(0); Remove( $v^*$ );
    Gen(1, 1, head,  $v^*$ , 0, TRUE);
    Add( $v^*$ ); Add(0);
  end;
  for  $i \in \{0, 1, 2, \dots, 2n - 1\}$  do  $a_i := n$ ;
  Print();
end;

```

FIG. 6. *FastChords()*.

otherwise. The routine `InitList()` initializes the list to contain every position from 0 to  $2n - 1$ . The function `Print()` prints out the contents of the string  $\alpha = a_0a_1 \cdots a_{2n-1}$ .

The various details of the functions `FastChords()`, `Gen( $t, p, s, v^*, last, B$ )`, `Gen2( $t, p, s, v, p', part$ )`, and `GenRest( $s, e, v$ )` are described in the following subsections. Many of the details correspond directly to comments made in the verification algorithm.

**6.2.1. `FastChords()`.** The routine `FastChords()` drives the algorithm by calling `Gen(1, 1, head,  $v^*$ , 0, TRUE)` for each value  $v^*$  ranging from 1 to  $n - 1$ . Before making the call, it makes the first assignment of the value  $v^*$  to the position  $a_0$  as well as the assignment of the value  $2n - v^*$  to the position  $a_{v^*}$ . The only string with minimum value  $n$  is  $\alpha = n^{2n}$ . This string is listed separately at the end of this function. The pseudocode for `FastChords()` is shown in Figure 6.

**6.2.2. `Gen( $t, p, s, v^*, last, B$ )`.** This function generates all necklaces  $pos'_{v^*}$  by recursively going through each available position  $s$  in  $\alpha$  and attempting to place the value  $v^*$ . The function maintains the following parameters (the first two are from the necklace generation algorithm):

- $t$ : maintains the length of the prenecklace  $pos'_{v^*}$
- $p$ : maintains the length of the longest Lyndon prefix of  $pos'_{v^*}$
- $s$ : the position of  $\alpha$  to be filled
- $v^*$ : the value to be placed into position  $s$
- $last$ : the position of the last inserted value  $v^*$  in  $\alpha$
- $B$ : boolean value indicating if it the first time the prenecklace  $pos'_{v^*}$  has been encountered

At each call to `Gen( $t, p, s, v^*, last, B$ )`, the string  $pos'_{v^*} = q_1q_2 \cdots q_{t-1}$  is a prenecklace. To extend this string to a length  $t$  prenecklace, the next value  $q_t$  must be at least  $q_{t-p}$ . If we set the value  $min = last + q_{t-p}$  then if  $s \geq min$ , then the new value  $s - last$  can be appended to the prenecklace of length  $t - 1$  (as long as the associated position  $(s + v^*) \bmod 2n$  is available) to obtain a new prenecklace of length  $t$ .

Before we attempt to extend the pre-necklace  $pos'_{v^*}$  we must consider its status with the value  $2n - last$  appended to the end. If  $min < 2n$ , then the string with the appended value is a Lyndon word and for each Lyndon word we call `Gen`

```

procedure Gen (  $t, p, s, v^*, last$ : integer;  $B$ : boolean );
local  $s', e, min$  : integer;
begin
   $min := last + pos'_{v^*, t-p}$ ;
  if  $min < 2n$  and  $B = \text{TRUE}$  then GenRest( $head, head.next, v^* + 1$ );
  if  $min = 2n$  and  $t \bmod p = 0$  and  $B = \text{TRUE}$  then begin
    if  $t = n$  then Print();
    else Gen2( $1, 1, head, v^* + 1, 2n\frac{p}{t}, 0$ );
  end;
  if  $min < 2n$  and  $s < 2n$  then begin
     $e := (s + v^*) \bmod 2n$ ;
    if  $s \geq min$  and Avail( $e$ ) then begin
       $s' := s.next$ ;
      if  $s' = e$  then  $s' := e.next$ ;
       $a_s := v^*$ ;  $a_e := 2n - v^*$ ;
      Remove( $s$ ); Remove( $e$ );
       $pos'_{v^*, t} := s - last$ ;
      if  $s = min$  then Gen( $t + 1, p, s', v^*, s, \text{TRUE}$ );
      else Gen( $t + 1, t, s', v^*, s, \text{TRUE}$ );
      Add( $e$ ); Add( $s$ );
    end;
    Gen( $t, p, s.next, v^*, last, \text{FALSE}$ );
  end; end;

```

FIG. 7.  $Gen(t, p, s, v^*, last, B)$ .

Rest( $head, head.next, v^* + 1$ ) to fill the remainder of the string  $\alpha$ . If  $min = 2n$  and  $t \bmod p = 0$ , then the modified string is a periodic necklace and for each periodic necklace we attempt to place the value  $v^* + 1$  by calling Gen2( $1, 1, head, v^* + 1, 2n\frac{p}{t}, 0$ ), unless  $\alpha$  has been completely filled ( $t = n$ ), in which case we simply print the string. For these tests we must be careful not to consider the same prenecklace  $pos'_{v^*}$  twice. The boolean value  $B$  indicates whether or not the prenecklace has been encountered before. If  $B$  is TRUE, then it is the first time the prenecklace has been encountered.

Once we have checked if  $pos'_{v^*}$  with the appended value  $2n - last$  is a necklace, we proceed by attempting to add the value  $v^*$  to the position  $s$ . If we can, then we remove the positions  $s$  and  $(s + v^*) \bmod 2n$  from the avail list, make the appropriate assignments to  $\alpha$  and  $pos'_{v^*}$ , and make a recursive call with appropriate updates to the parameters. Finally, regardless of whether or not a value has been placed, we make a recursive call for the next available position  $s.next$ , but here we must set the boolean value  $B$  to FALSE, since the same prenecklace is used in the resulting recursive call.

This function assumes that the first position in the string  $\alpha$  has been assigned the value  $v^*$ . The pseudocode for Gen( $t, p, s, v^*, last, B$ ) is shown in Figure 7.

**6.2.3. Gen2( $t, p, s, v, p', part$ ).** This function generates all necklaces  $pos'_v$  for values  $v > v^*$ , given the remaining available positions in the string  $\alpha$ . It maintains the following parameters:

- $t$ : maintains the length of the prenecklace  $pos'_v$
- $p$ : maintains the length of the longest Lyndon prefix of  $pos'_v$
- $s$ : the position of  $\alpha$  to be filled
- $v$ : the value to be placed into position  $s$

- $p'$ : the value as described in the verification algorithm
- $part$ : maintains the number of times  $p'$  has been inserted

According to the verification algorithm, we must make two modifications to the string  $pos_v$ . First we convert all positions  $s$  in the string to  $s \bmod p'$ . Second we must insert the values  $p'$  at particular locations in the string. Thus, if we generate the prenecklaces  $pos_v$  by converting each position  $s$  to  $s \bmod p'$  and adding the values  $p'$  where necessary, we are in fact generating the prenecklaces  $pos'_v$ .

The extension of the prenecklaces  $pos'_v = q_1q_2 \cdots q_{t-1}$  is similar to the previous function, but in this case the value  $min$  is simply  $q_{t-p}$  and the value we wish to add is  $s \bmod p'$ . Thus if  $s \bmod p' \geq min$  and the associated position  $(s + v) \bmod 2n$  is available, then we can extend the prenecklace  $pos'_v$  in a similar fashion to  $Gen(t, p, s, v^*, last, B)$ .

Once we have considered all available positions  $s$  in  $\alpha$ , the parameter  $s$  will equal  $2n$ . If  $head = 2n$ , then  $\alpha$  is full and by construction it is in canonical form. In this case the string  $\alpha$  is printed. Otherwise, we analyze the string  $pos'_v$  to see if it is a Lyndon word or a periodic necklace. If  $min$  is strictly less than  $p'$ , then the string is a Lyndon word and  $GenRest(head, head.next, v + 1)$  is called to fill the remaining available positions in  $\alpha$ . If  $t \bmod p = 0$ , then the string is a periodic necklace. In this case we call  $Gen2(1, 1, head, v + 1, 2n \frac{p}{t}, 0)$  to generate the necklaces  $pos'_{v+1}$ . Before we make the initial test of  $s = 2n$ , however, we must consider three special cases.

*Case 1.* When  $v = n$  we do not want to place the value  $v$  in any position  $s$  greater than  $n$ . This is because the resulting string is equivalent to placing the value in the position  $n - s$ . Thus as soon as we reach such a state we terminate generation from this node, unless  $\alpha$  is full ( $head = 2n$ ), in which case we print the string.

*Case 2.* We must consider the case when the value  $v$  is not placed in the string  $\alpha$ . This state occurs when  $t = 1$  and  $s > p'$ . In this case we continue with the placement of  $v + 1$  by calling  $Gen2(1, 1, head, v + 1, p', 0)$ . Before making this call, we must make sure that  $v$  is less than  $n$ . Otherwise, we will end up trying to place a value greater than  $n$  which will result in the value  $2n - v$ , which will be less than  $n$ , being added to  $\alpha$ .

*Case 3.* The final case to consider is the placement of the values  $p'$  in the string  $pos'_v$ . These values are placed the first time the position  $s$  exceeds the value  $p'(part + 1)$ . Once the value is added, then the generation is continued by incrementing the parameter  $part$  by 1 and updating the values  $t$  and  $p$  as usual.

The pseudocode for  $Gen2(t, p, s, v, p', part)$  is shown in Figure 8.

**6.2.4.  $GenRest(s, e, v)$ .** The routine  $GenRest(s, e, v)$  is a simple recursive procedure that fills the remaining available positions in  $\alpha$  with values greater than or equal to  $v$ . It takes the following parameters as input:

- $s$ : the first available position in  $\alpha$
- $e$ : another available position in  $\alpha$
- $v$ : the minimum value to be placed

The idea is to place a chord joining positions  $s$  and  $e$ . Such an assignment is valid as long as the values  $e - s$  and  $2n - e + s$  are both greater than or equal to  $v$ . If the assignment is valid, then a recursive call is made with the next two available positions. Regardless, if the assignment is valid, we make a recursive call to check the next possible position for  $e$  which is  $e.next$ . If  $2n - e.next + s < v$ , then clearly no empty positions past  $e$  will provide valid assignments. Once all the positions are filled

```

procedure Gen2 (  $t, p, s, v, p', part$ : integer );
local  $s', e, min$ : integer;
begin
   $min := pos'_{v,t-p}$ ;
  if  $v = n$  and  $s > n$  then begin
    if  $head = 2n$  then Print();
  end;
  else if  $t = 1$  and  $s > p'$  then begin
    if  $v < n$  then Gen2(1, 1,  $head, v + 1, p', 0$ );
  end;
  else if  $s > p'(part + 1)$  then begin
     $pos'_{v,t} := p'$ ;
    if  $min = p'$  then Gen2( $t + 1, p, s, v, p', part + 1$ );
    else Gen2( $t + 1, t, s, v, p', part + 1$ );
  end;
  else if  $s = 2n$  then begin
    if  $head = 2n$  then Print();
    else if  $min < p'$  then GenRest( $head, head.next, v + 1$ );
    else if  $t \bmod p = 0$  then Gen2(1, 1,  $head, v + 1, 2n \frac{p}{t}, 0$ );
  end;
  else begin
     $e := (s + v) \bmod 2n$ ;
    if  $s \bmod p' \geq min$  and Avail( $e$ ) then begin
       $s' := s.next$ ;
      if  $s' = e$  then  $s' := e.next$ ;
       $a_s := v$ ;  $a_e := 2n - v$ ;
      Remove( $s$ ); Remove( $e$ );
       $pos'_{v,t} := s \bmod p'$ ;
      if  $s \bmod p' = min$  then Gen2( $t + 1, p, s', v, p', part$ );
      else Gen2( $t + 1, t, s', v, p', part$ );
      Add( $e$ ); Add( $s$ );
    end;
    Gen2( $t, p, s.next, v, p', part$ );
  end; end;

```

FIG. 8.  $Gen2(t, p, s, v, p', part)$ .

( $s = 2n$ ) then the string is printed. The pseudocode for  $GenRest(s, e, v)$  is shown in Figure 9.

**6.2.5. Analysis.** As with the previous algorithm, we obtain experimental results for the amount of work done compared to the number of chord diagrams generated. Since the work done for each recursive call is constant, we count the amount of work done by summing the number of recursive calls. The resulting ratios are shown in Table 3 for  $n \leq 12$ . Notice that the ratios are decreasing (after  $n = 5$ ) as the number of chords increases. This gives a very strong indication that the algorithm runs in constant amortized time.

```

procedure GenRest ( s, e, v : integer );
begin
  if s = 2n then Print();
  else if e ≠ 2n then begin
    if e - s ≥ v and 2n - e + s ≥ v then begin
      as := e - s;   ae := 2n - as;
      Remove(s); Remove(e);
      GenRest(head,head.next,v);
      Add(e); Add(s);
    end;
    if 2n - e.next + s ≥ v then GenRest(s,e.next,v);
  end; end;

```

FIG. 9. *GenRest*(*s, e, v*).

TABLE 3  
*Experimental results for FastChords()*.

Number of chords <i>n</i>	Nonisomorphic chord diagrams	Ratio of work done to chord diagrams generated
1	1	1.0
2	2	3.0
3	5	9.2
4	18	13.6
5	105	14.2
6	902	12.4
7	9749	11.0
8	127072	10.0
9	1915951	9.4
10	32743182	8.9
11	624999093	8.5
12	13176573910	8.2

CONJECTURE 1. *The algorithm for generating nonisomorphic chord diagrams, FastChords(), is CAT.*

A complete C program for each of the nonisomorphic chord diagram generation algorithms is available from the author. Table 4 shows the outputs from each of the two algorithms for values of *n* up to 4.

**7. Future work.** In this paper we have outlined a fast algorithm for generating nonisomorphic chord diagrams. However, we have not found a mathematical proof to show that the algorithm is CAT, leaving a challenging open problem. We have also mentioned two other open problems in this paper:

- the development of an efficient algorithm to generate *k*-ary unlabeled necklaces;
- the development of an efficient algorithm to generate *k*-ary necklaces where the number of occurrences of each alphabet symbol is fixed.

The canonical form used in the algorithm *FastChords()* has recently been used to develop a CAT algorithm for the latter problem if the number of occurrences of some value *v* is relatively prime to *n* [10].

TABLE 4  
*Different outputs for the two generation algorithms.*

Output from SimpleChords( $t, p$ )	Output from FastChords()
$n = 1:$ 1 1	$n = 1:$ 1 1
$n = 2:$ 1 3 1 3 2 2 2 2	$n = 2:$ 1 3 1 3 2 2 2 2
$n = 3:$ 1 5 1 5 1 5 1 5 2 2 4 4 1 5 3 1 5 3 2 3 4 2 3 4 3 3 3 3 3 3	$n = 3:$ 1 5 1 5 1 5 1 5 3 1 5 3 1 5 2 2 4 4 2 3 4 2 3 4 3 3 3 3 3 3
$n = 4:$ 1 7 1 7 1 7 1 7 1 7 1 7 2 2 6 6 1 7 1 7 3 1 7 5 1 7 2 3 6 2 5 6 1 7 2 4 6 1 7 4 1 7 3 3 3 5 5 5 1 7 3 4 2 5 6 4 1 7 4 2 3 6 4 5 1 7 4 4 1 7 4 4 1 7 5 2 2 6 6 3 1 7 5 3 1 7 5 3 2 2 6 6 2 2 6 6 2 3 6 3 5 2 5 6 2 4 6 3 3 4 5 5 2 4 6 4 2 4 6 4 3 4 4 5 3 4 4 5 3 5 3 5 3 5 3 5 4 4 4 4 4 4 4 4	$n = 4:$ 1 7 1 7 1 7 1 7 1 7 1 7 3 1 7 5 1 7 1 7 2 2 6 6 1 7 4 1 7 2 4 6 1 7 5 3 1 7 5 3 1 7 4 4 1 7 4 4 1 7 2 3 6 2 5 6 1 7 3 3 3 5 5 5 1 7 3 4 2 5 6 4 1 7 4 2 3 6 4 5 1 7 4 4 1 7 4 4 1 7 4 2 3 6 4 5 1 7 5 2 2 6 6 3 1 7 5 3 1 7 5 3 2 2 6 6 2 2 6 6 2 5 6 2 3 6 3 5 2 4 6 4 2 4 6 4 2 4 6 3 3 4 5 5 3 5 3 5 3 5 3 5 3 4 4 5 3 4 4 5 4 4 4 4 4 4 4 4

## REFERENCES

- [1] D. BAR-NATAN, *On the Vassiliev knot invariants*, *Topology*, 34 (1995), pp. 423–472.
- [2] J. BIRMAN AND R. TRAPP, *Braided chord diagrams*, *J. Knot Theory Ramifications*, 7 (1998), pp. 1–22.
- [3] K. CATTELL, F. RUSKEY, J. SAWADA, C.R. MIERS, AND M. SERRA, *Fast algorithms to generate necklaces, unlabeled necklaces, and irreducible polynomials over GF(2)*, *J. Algorithms*, 37 (2000), pp. 267–282.
- [4] R. CORI AND M. MARCUS, *Counting non-isomorphic chord diagrams*, *Theoret. Comput. Sci.*, 204 (1998), pp. 55–73.
- [5] J-P. DUVAL, *Factoring words over an ordered alphabet*, *J. Algorithms*, 4 (1983), pp. 363–381.
- [6] J. HARER AND D. ZAGIER, *The Euler characteristic of the moduli space of curves*, *Invent. Math.*, 85 (1986), pp. 457–485.
- [7] J.E. KOEHLER, *Folding a strip of stamps*, *J. Combinatorial Theory*, 5 (1968), pp. 135–152.
- [8] B. LI AND H. SUN, *Exact number of chord diagrams and an estimation of the number of spine diagrams of order  $n$* , *Chinese Sci. Bull.*, 42 (1997), pp. 705–720.
- [9] F. RUSKEY AND J. SAWADA, *An efficient algorithm for generating necklaces of fixed density*, *SIAM J. Comput.*, 29 (1999), pp. 671–684.
- [10] J. SAWADA, *Fast Algorithms to Generate Restricted Classes of Strings under Rotation*, Dissertation, University of Victoria, Victoria, BC, Canada, 2000.
- [11] J. SAWADA, *Generating bracelets in constant amortized time*, *SIAM J. Comput.*, 31 (2001), pp. 259–268.

- [12] A. STOIMENOW, *Enumeration of chord diagrams and an upper bound for Vassiliev invariants*, J. Knot Theory Ramifications, 7 (1998), pp. 93–114.
- [13] A. STOIMENOW, *On the number of chord diagrams*, Discrete Math., 218 (2000), pp. 209–233.
- [14] T. WALSH AND A. LEHMAN, *Counting rooted maps by genus I*, J. Combinatorial Theory Ser. B, 13 (1972), pp. 192–218.
- [15] T. WALSH AND A. LEHMAN, *Counting rooted maps by genus II*, J. Combinatorial Theory Ser. B, 13 (1972), pp. 122–141.